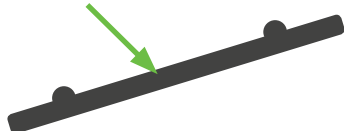


**DRY-ERASE BOARD**  
{Larger is better}



**SMALL TABLE**  
(for water)



**MINIMUM 6' CLEARANCE**

**6' OR 8' BANQUET TABLE**

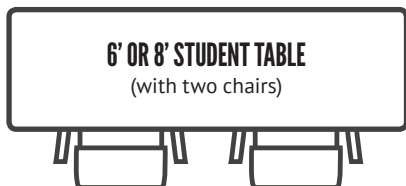
(Power outlets, with VGA and audio,  
or HDMI connection)

**25+ PEOPLE, MINIMUM 8' SCREEN**

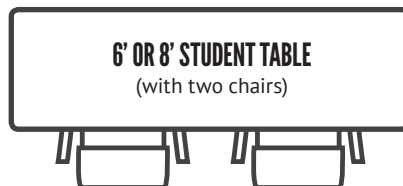
(less than 25 people, minimum 6' screen is allowed.  
Screen can also be a large flat screen TV—  
25+ people, minimum 80" screen.  
If less than 25 people, minimum 60" screen is  
allowed; clean white wall is also acceptable.)

**MINIMUM 4' CLEARANCE**

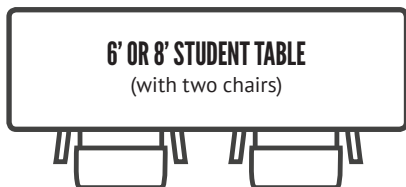
**6' OR 8' STUDENT TABLE**  
(with two chairs)



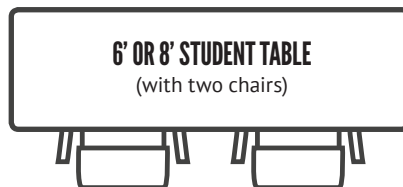
**6' OR 8' STUDENT TABLE**  
(with two chairs)



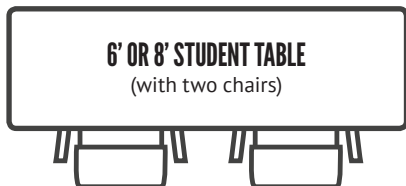
**6' OR 8' STUDENT TABLE**  
(with two chairs)



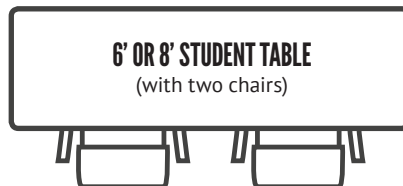
**6' OR 8' STUDENT TABLE**  
(with two chairs)



**6' OR 8' STUDENT TABLE**  
(with two chairs)



**6' OR 8' STUDENT TABLE**  
(with two chairs)



**STUDENT BREAK TABLE**

(with coffee, tea, water, etc.)

**Power requirements:** Standard, grounded outlets near the head table or extension cord with minimum of three grounded outlets. Also, please provide a pitcher of room temperature water and glasses near the head table. Please instruct your room setup personnel not to place the pitcher of water or any other liquids on the head table near the equipment.

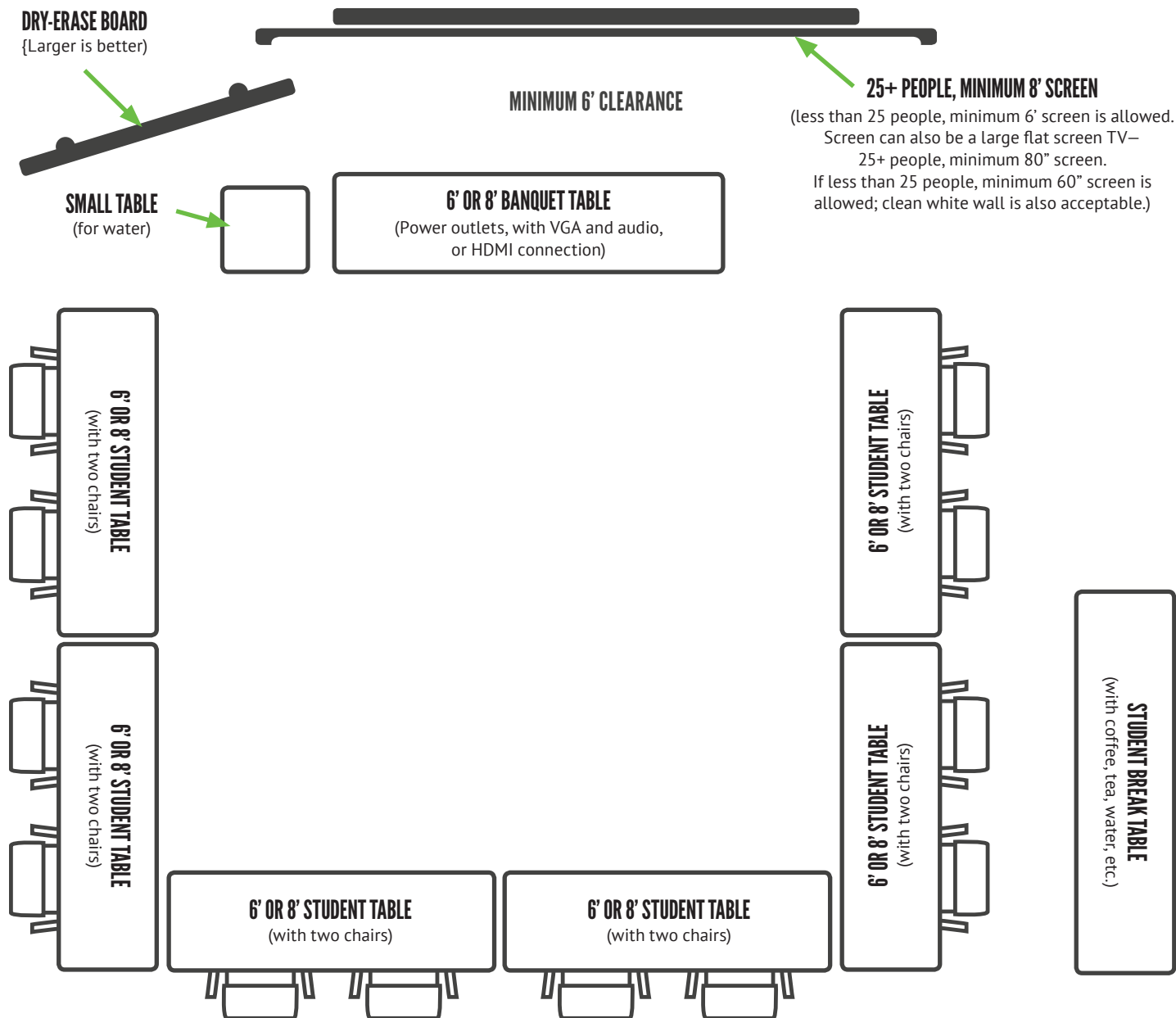
This diagram depicts a room setup in a nearly perfect world. We realize that the world is not perfect. Please let us know as soon as possible if any of the room settings are a problem. We will work with you to ensure the highest quality presentation possible.

Call (206) 988-5858 • [www.doncrawley.com](http://www.doncrawley.com)

Email: [don@doncrawley.com](mailto:don@doncrawley.com)

P.O. Box 48094, Seattle, WA 98148





**Power requirements:** Standard, grounded outlets near the head table or extension cord with minimum of three grounded outlets.

Also, please provide a pitcher of room temperature water and glasses near the head table. Please instruct your room setup personnel not to place the pitcher of water or any other liquids on the head table near the equipment.

This diagram depicts a room setup in a nearly perfect world. We realize that the world is not perfect. Please let us know as soon as possible if any of the room settings are a problem. We will work with you to ensure the highest quality presentation possible.

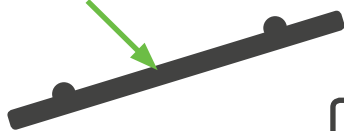
Call (206) 988-5858 • [www.doncrawley.com](http://www.doncrawley.com)

Email: [don@doncrawley.com](mailto:don@doncrawley.com)

P.O. Box 48094, Seattle, WA 98148



**DRY-ERASE BOARD**  
{Larger is better}



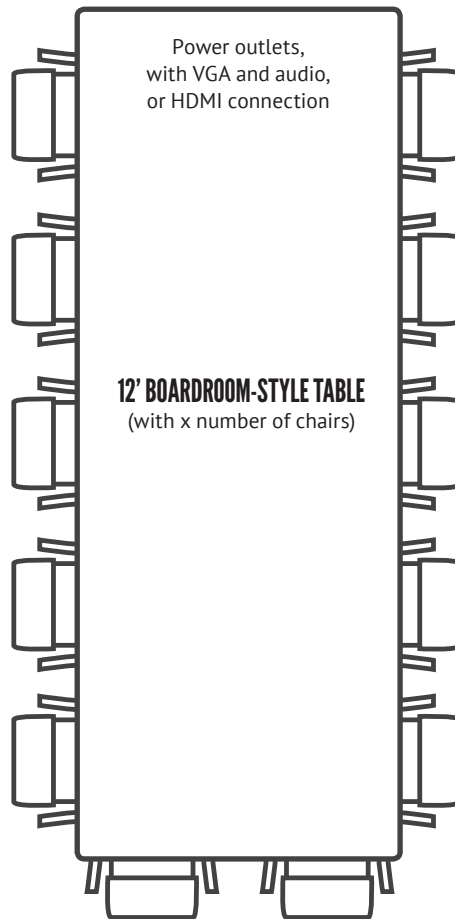
**SMALL TABLE**  
(for water)



**MINIMUM 6' CLEARANCE**

**25+ PEOPLE, MINIMUM 8' SCREEN**

(less than 25 people, minimum 6' screen is allowed.  
Screen can also be a large flat screen TV—  
25+ people, minimum 80" screen.  
If less than 25 people, minimum 60" screen is  
allowed; clean white wall is also acceptable.)



**Power requirements:** Standard, grounded outlets at the head of the table or extension cord with minimum of three grounded outlets. Also, please provide a pitcher of room temperature water and glasses near the head table. Please instruct your room setup personnel not to place the pitcher of water or any other liquids on the head table near the equipment.

This diagram depicts a room setup in a nearly perfect world. We realize that the world is not perfect. Please let us know as soon as possible if any of the room settings are a problem. We will work with you to ensure the highest quality presentation possible.

Call (206) 988-5858 • [www.doncrawley.com](http://www.doncrawley.com)

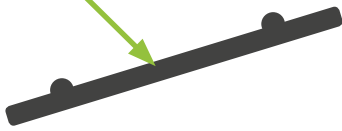
Email: [don@doncrawley.com](mailto:don@doncrawley.com)

P.O. Box 48094, Seattle, WA 98148



# TRAINING ROOM SETUP GUIDE

**DRY-ERASE BOARD**  
{Larger is better}



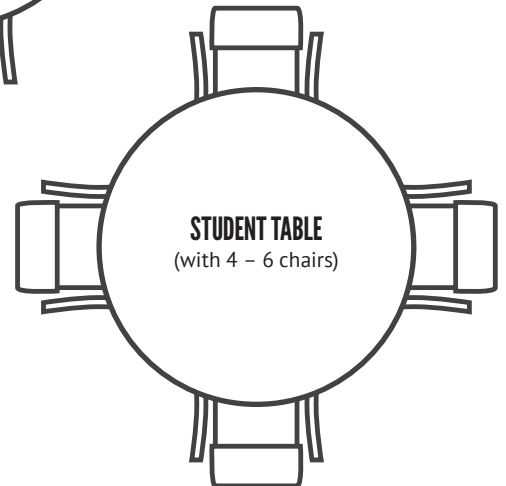
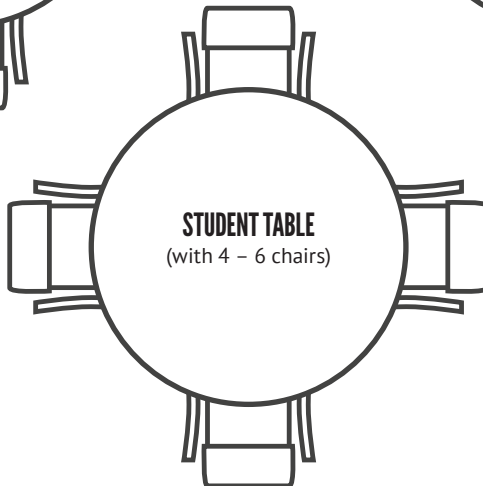
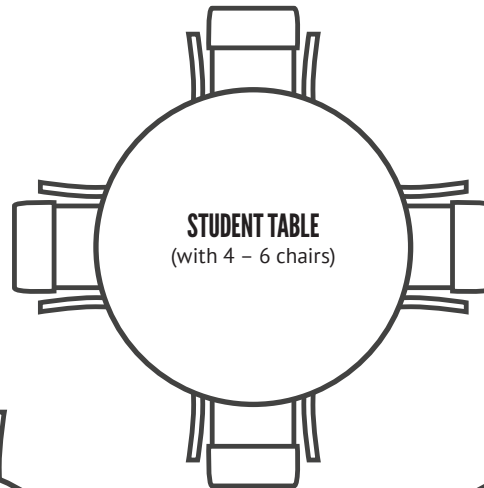
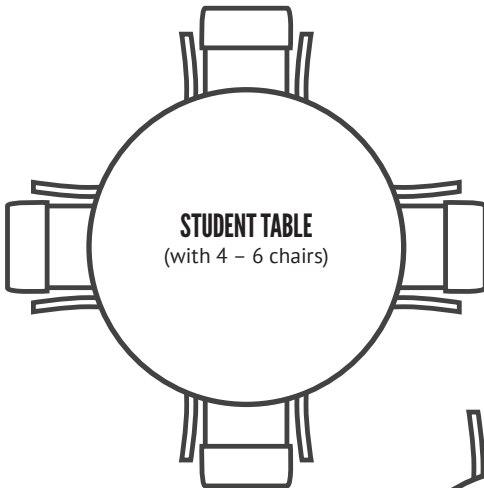
**SMALL TABLE**  
(for water)



**MINIMUM 6' CLEARANCE**



**25+ PEOPLE, MINIMUM 8' SCREEN**  
(less than 25 people, minimum 6' screen is allowed.  
Screen can also be a large flat screen TV—  
25+ people, minimum 80" screen.  
If less than 25 people, minimum 60" screen is  
allowed; clean white wall is also acceptable.)



**Power requirements:** Standard, grounded outlets near the head table or extension cord with minimum of three grounded outlets.

Also, please provide a pitcher of room temperature water and glasses near the head table. Please instruct your room setup personnel not to place the pitcher of water or any other liquids on the head table near the equipment.

This diagram depicts a room setup in a nearly perfect world. We realize that the world is not perfect. Please let us know as soon as possible if any of the room settings are a problem. We will work with you to ensure the highest quality presentation possible.

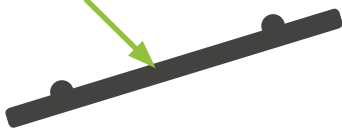
Call (206) 988-5858 • [www.doncrawley.com](http://www.doncrawley.com)

Email: [don@doncrawley.com](mailto:don@doncrawley.com)

P.O. Box 48094, Seattle, WA 98148

# TRAINING ROOM SETUP GUIDE

**DRY-ERASE BOARD**  
{Larger is better}



**SMALL TABLE**  
(for water)




**MINIMUM 6' CLEARANCE**



**25+ PEOPLE, MINIMUM 8' SCREEN**

(less than 25 people, minimum 6' screen is allowed.  
Screen can also be a large flat screen TV—  
25+ people, minimum 80" screen.  
If less than 25 people, minimum 60" screen is allowed; clean white wall is also acceptable.)



**Power requirements:** Standard, grounded outlets near the head table or extension cord with minimum of three grounded outlets.

Also, please provide a pitcher of room temperature water and glasses near the head table. Please instruct your room setup personnel not to place the pitcher of water or any other liquids on the head table near the equipment.

This diagram depicts a room setup in a nearly perfect world. We realize that the world is not perfect. Please let us know as soon as possible if any of the room settings are a problem. We will work with you to ensure the highest quality presentation possible.

Call (206) 988-5858 • [www.doncrawley.com](http://www.doncrawley.com)

Email: [don@doncrawley.com](mailto:don@doncrawley.com)

P.O. Box 48094, Seattle, WA 98148